



**Bringing a new Philosophy  
to the world of aligners**

[www.fasaligners.com](http://www.fasaligners.com)

**FORESTADENT®**  
GERMAN PRECISION IN ORTHODONTICS

# fas –

## What can you expect?

Just another aligner system? Not at all! At FORESTADENT we have always tried to look at things from an orthodontist's perspective.

Aligners have been on the market for more than two decades and despite all progress in these years most systems still show deficits with regards to treatment possibilities and even more the treatment results.

With **fas** you have an aligner system at hand that is looking at aligner treatments the way you would look at a traditional treatment with a fixed appliance.

Within the **fas** system we evaluate the individual case. We assess what can be achieved and how it can be achieved. And we are honest enough to admit it if a case is exceeding the limits of what can be done with aligners.



# The key advantages



**fas** cases are not just generated by an artificial intelligence or a technician. Your **fas** cases are planned by real orthodontists who are looking at the individual case, its options and limitations in the same way you would plan a treatment with fixed appliances.



**fas** cases are always planned in phases. This allows for a better control of the treatment progress and subsequent phases will always be planned based on the actual rather than just the planned situation. This can help to achieve better results and to make the duration of the treatment more predictable.



**fas** case planning is always done using the real axis of rotation of the individual patient and not just a mere simulation. One of the important treatment considerations is always an orthopedically stable occlusion which leads to better oral health and long-term stability. To achieve this we can even incorporate dynamic records of the patients jaw movements in the planning process.



**fas** cases can optionally be planned using CBCT data of your patient. This allows the visualization of the real roots, real soft tissue and gives a better overview over bone offering and quality. This way we can make sure that the roots will always be brought in a stable position, which in turn leads to stable results and will make sure that the aligners fit as they are supposed to do.

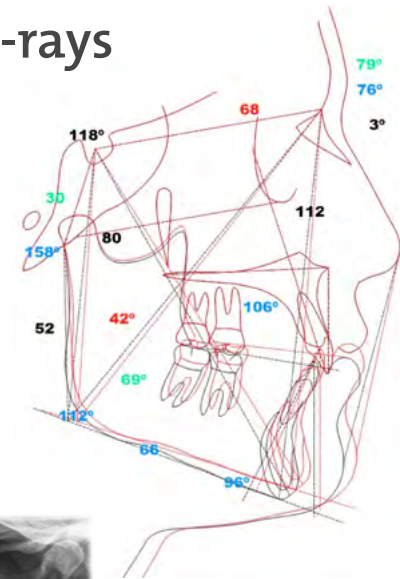
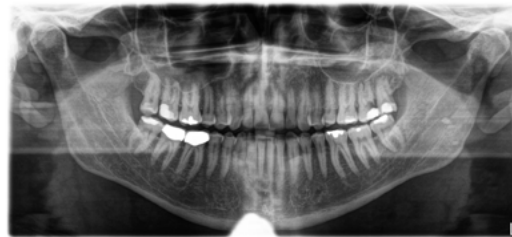
# fas – Diagnostics

Every treatment starts with a diagnose. Comprehensive and accurate diagnostics are the basis for well planned treatments. Well planned treatments – along with an ongoing progress control – lead to an esthetic and functional results.

To achieve this the orthodontists at the fas planning center are using:

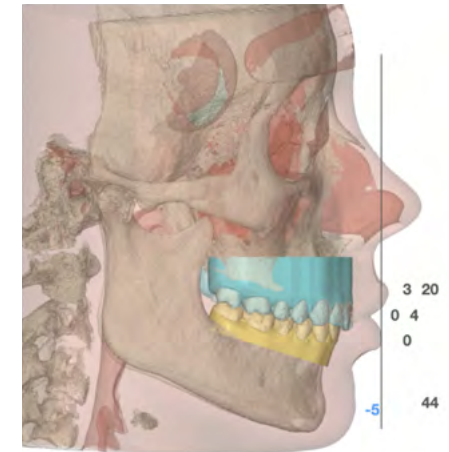
## 2D data – lateral and panoramic x-rays

Lateral x-rays are for example used for cephalometric tracings and a visual treatment objective which helps to determine necessary changes in the vertical dimension.



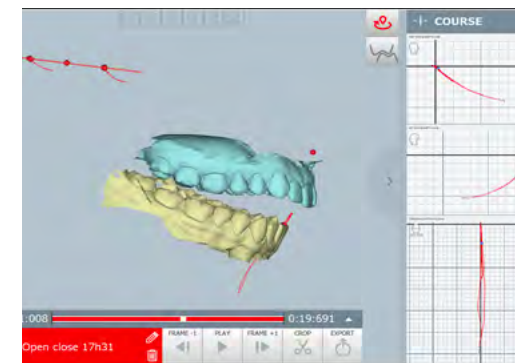
## 3D data – scans and CBCTs

The treatment planning is done in a software. For this we need of course three-dimensional models of the patient. CBCTs enable the planners to take a look at the shape and position of the real roots and allow the evaluation of bone offering and quality.



## 4D data – Dynamic records of the real jaw movements of your patient

Such data allows the consideration of the dynamics created by the mandible and helps to find the correct occlusion for the patient with regards to the TMJ.



# fas – Wizard

Our team is planning for you! But the best plan can only match your expectations if you let us know what you expect.

Through the **fas** Wizard you can give us the instructions we need to plan our case according to your expectations.

The Wizard comprises 7 dedicated sections where you can define the modalities for the treatment.

1. Vertical Dimension
2. Transverse Dimension (Midlines)
3. Sagittal Dimension
4. Bolton Discrepancy
5. Limitations
6. Planned Anchorage
7. STOP and GO®



## Vertical Dimension

### Mandibular center of rotation to be used \*

- Med.LiW
- Articulator mounting
- CBCT
- Med.LiW & CBCT
- AXOPRISA
- No reference position (if none of the above are used)

### Final position of the vertical dimension \*

- Do not change
- Increase
- Reduce
- As needed

## Leveling of the upper occlusal plane

### Molars \*

- Do not change
- Intrude
- Extrude
- As needed

### Premolars \*

- Do not change
- Intrude
- Extrude
- As needed

### Incisors \*

- Do not change
- Intrude
- Extrude
- As needed

## Leveling of the lower occlusal plane

### Molars \*

- Do not change

### Premolars \*

- Do not change

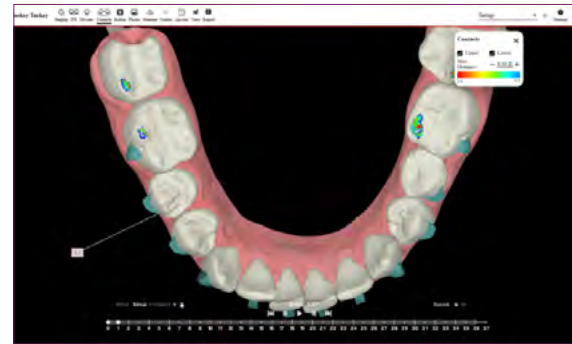
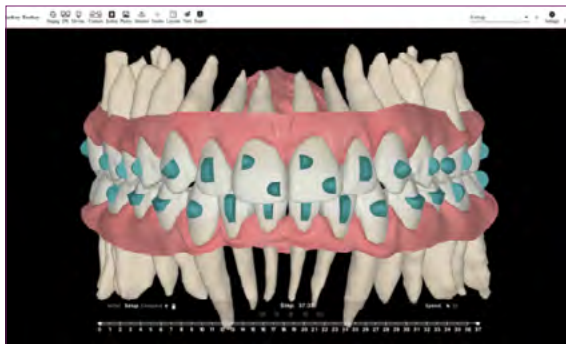
### Incisors \*

- Do not change

# fas – OcclusalDesign®

OcclusalDesign® is our tool to visualize the planned treatment and everything related to it.

- » Advanced Bolton Discrepancy Analysis
- » Arch discrepancy
- » Superimpositions of the situation before and after
- » Contact points and occlusion
- » Staging
- » IPR
- » Attachments and planned cutouts in the aligners



# fas – STOP and GO®

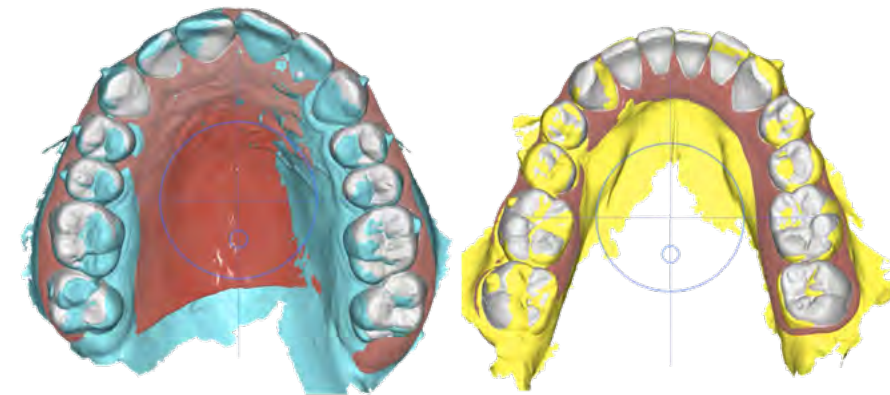
With **fas** pro you can request two optional STOP and GO®s to be integrated into the treatment plan.

STOP and GO® is a verification step which can be planned after crucial stages in the treatment plan. Once this Stop is reached it is on you to evaluate if the goals have been met.

If everything is according to plan you simply proceed with the existing plan and aligners.

If not, you simply take a new scan and our team replans the case based on the current scans.

Using the STOP and GO® option can help to avoid unnecessary treatment time and gives you a more control over the progress. You will prevent your patient from wearing ill-fitting aligners which unnecessarily extend the treatment duration.





# fas – Treatment guide

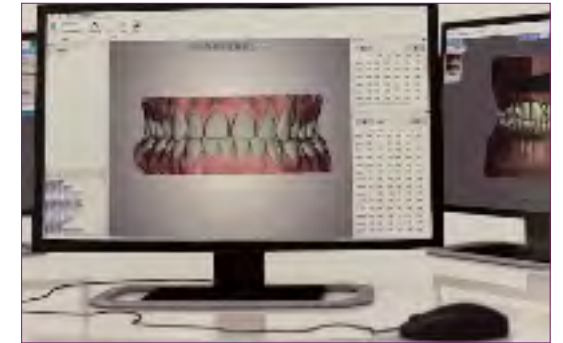
In addition to the Occlusal Design you also receive the **fas** treatment guide which shows you the summary of all vital information at a glance.



# fas – The packages

## Free of charge estimation of feasibility

Upload your photos and x-rays and our team will evaluate your case and recommend the appropriate package.



## fas Flex – For small movements

Initial planning and the aligners necessary to achieve the objective (max. 12 in upper & lower).

## fas Target – For standard cases

Initial planning with up to 20 aligners in upper & lower and finishing planning with up to 5 aligners in upper & lower.



# fas – The packages

## fas COMPACT – for medium to complex cases

OcclusalDesign® with up to 25 aligners in upper & lower, one intermediate replanning with up to 15 aligners in upper & lower and a finishing planning with up to 5 aligners in upper & lower.



## fas COMPACT with roots – for medium to complex cases (requires CBCT)

OcclusalDesign® based on real roots with up to 25 aligners in upper & lower, one intermediate replanning with up to 15 aligners in upper & lower and a finishing planning with up to 5 aligners in upper & lower.

# fas – The packages

## fas PRO – for complex cases

OcclusalDesign® with up to two intermediate replannings and one finishing planning. Two STOP and GO® can be requested as option.




## fas PRO with roots – for complex cases (requires CBCT)

OcclusalDesign® based on real roots with up to two intermediate replannings and one finishing planning. Two STOP and GO® can be requested as option.

# fas –

## How you can sign up

We have created a dedicated website where you can register.  
Please visit [www.fasaligners.com](http://www.fasaligners.com) and click on the button „Start now“.



# fas –

## How you can sign up

Please enter your data into the registration form.  
Your account is set up for you and you will receive your access data by e-mail.

A registration form titled 'Clinic' with a close button (X) in the top right corner. The form is divided into two sections: 'Clinic' and 'User'. The 'Clinic' section includes input fields for 'Legal name of the clinic', 'E-Mail', 'Phone', 'Address', 'City', 'ZIP', and 'Country'. The 'User' section includes input fields for 'Name', 'Surname', and 'E-Mail'. A purple 'Submit' button is located at the bottom left of the form.



**FORESTADENT**

Bernhard Förster GmbH  
Westliche Karl-Friedrich-Straße 151  
75172 Pforzheim

Phone: +49 (0) 7231 459-0

Fax: +49 (0) 7231 459-102

[www.fasaligners.com](http://www.fasaligners.com)

[www.forestadent.com](http://www.forestadent.com)

[info@forestadent.com](mailto:info@forestadent.com)

