

# color method.

● ● ● ● ● THE KEY TO ORGANIZATION

Organization is the goal.  
Color is the method.  
**Zirc** is your solution.

# YOU MAY BE ORGANIZED

but are you efficient?

*It's crucial to be organized properly to optimize work flow that yields efficiencies*

You'll be amazed by how much time you'll save and the increased revenue you'll earn by implementing Color Method into your practice!



## Testimonials

*What Our Customers Say*

When I met with my accountant, he noted that our office spends less on supplies than almost all of his other clients — 10–20% savings would be a conservative estimate.

**DR. DEREK ABRAMOWSKI** DDS Monticello, MN

*Scan the QR code to hear more about Dr. Derek Abramowski's experience with Zir's Color Method*



The dental office is a busy place. You want to focus on what matters most — time with the patient and infection control. Utilizing a color code system will help you become more organized, prepared and efficient.

**DR. LORI TROST** DMD Dentist, Speaker, Educator

The Zir's organization and storage systems have blown me away. My days have become more efficient since everything I need for any given procedure is now at my fingertips. I no longer need to search through all the drawers to find anything, and the practice is neat and organized making everyone's day easy and pleasurable.

**MERCY GUERRERO** CDA Wall Street Dentistry, Alabama

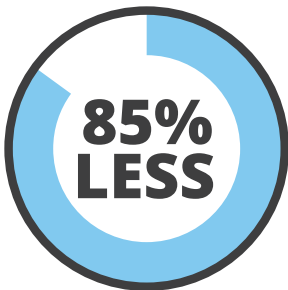


# Southside Dental Center Case Study



Located in Monticello, Minnesota, Southside Dental Center is owned by Derek Abramowski, DDS. On his team, he has two assistants, two hygienists, & an office manager. The Southside team was interested in implementing a new system that would help them stay organized, efficient, & on schedule. They decided to go for Zirc's Color Method & organize the entire practice by color.

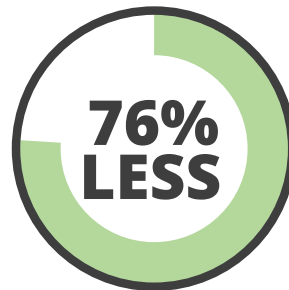
## CHECK OUT THESE RESULTS:



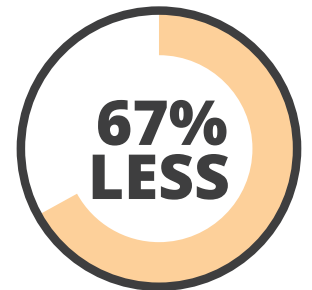
Instances chairside was left during a procedure



Time spent sorting, pouching, & loading autoclave



Instances treatment rooms needed to be restocked



Time spent restocking treatment rooms

## With the Color Method, Southside Dental Center team:

- Stays on-schedule
- Is OSHA compliant
- Spends less time doing setups
- No longer has to dig through drawers
- Orders inventory & restocks quicker
- Has more time for patient education
- Easily changes procedures on the fly
- Streamlined their sterilization processes
- Feel less worried about accidental sticks
- Saves money on inventory

# color method.

●●●●● THE KEY TO ORGANIZATION



Zirc's Color Method creates a streamlined, stress-free day-to-day routine – from set up to sterilization. Increase your practice's overall productivity – by making your dental team **happier** and **more efficient!**

## Efficiency

Zirc's color-code products are designed for the highest level of organization and efficiency for the dental practitioner.

## Productivity

Spend less time searching for instruments and materials, and more time focused on patients and procedures.

## Value

Zirc's color-code system utilizes high quality, durable resin products at an affordable price.

## Simplicity

Let us show you how easy it is!



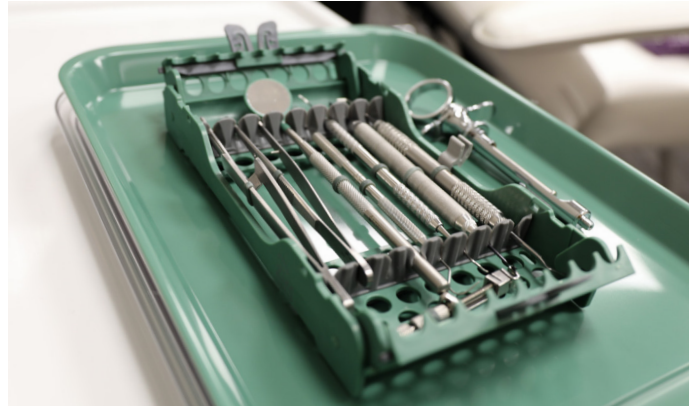
# Step 1


## get colorful

Let's get started! Color is the foundation of the Zirc Color Method. Each procedure should be assigned a color. Color is what will transform your office into being organized, efficient and stress free!

Here's an example:

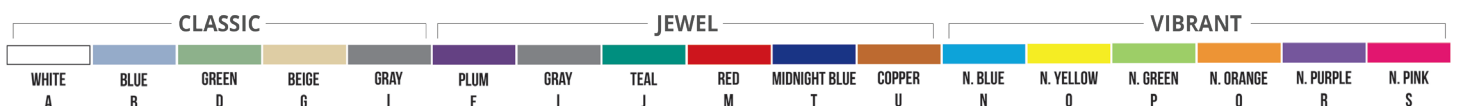
COLOR	PROCEDURE
I - Gray	Exam/Basic Setup
Q - Neon Orange	Composite
O - Neon Yellow	Crown and Bridge
P - Neon Green	Extraction
N - Neon Blue	Root Canal
S - Neon Pink	Removable Prosth.
E - Plum	Hygiene 1
T - Midnight Blue	Hygiene 2





**Create your own color chart**  
 online at [www.zirc.com](http://www.zirc.com)  
*and post in a central location.*

Choose from 16 color options!



## Step 2

# instrument management

Now that you've had the chance to get colorful, you will set up your procedures in advance. The best way to manage your instruments is by utilizing Zirc's trays, cassettes, and bur/endo holders, making it easy to identify which instruments will be needed at chairside. This eliminates wasted time searching for missing items – making you more efficient!

## Why use cassettes?

### Efficiency

Keep instrument setups together through sterilization and procedure processes.

### Cost Savings

Protect your instruments from extensive damage and prolong their life.

### Protection

Prevent your team from a potential exposure by minimizing the handling of contaminated instruments.

### Patient Perception

A colorful, organized chairside is pleasing to the eye, making the patient less anxious.

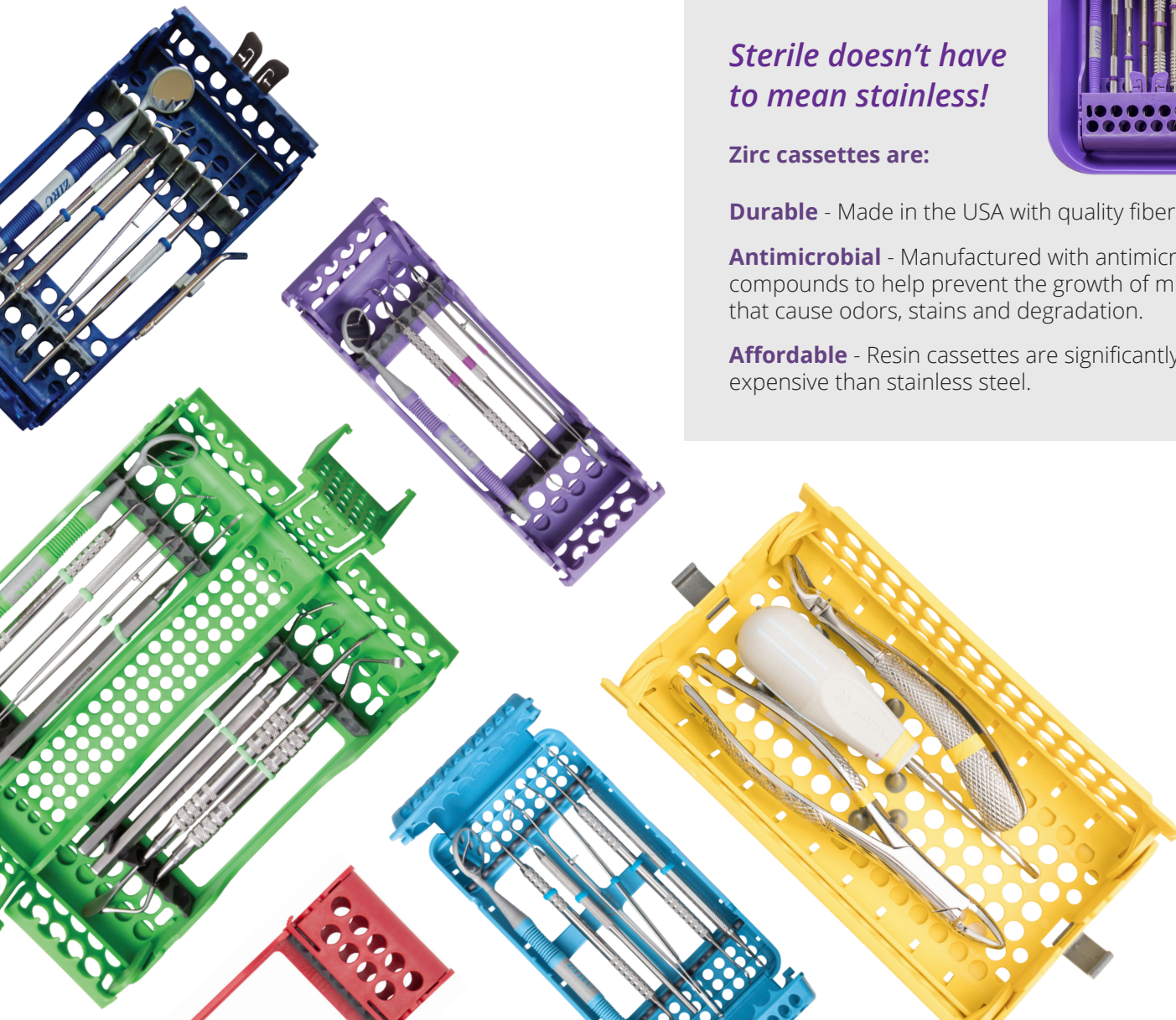

## *Sterile doesn't have to mean stainless!*

### Zirc cassettes are:

**Durable** - Made in the USA with quality fiber-filled resin.

**Antimicrobial** - Manufactured with antimicrobial compounds to help prevent the growth of microbes that cause odors, stains and degradation.

**Affordable** - Resin cassettes are significantly less expensive than stainless steel.





## Trays and Safe-Lok® Covers

Match the color of your tray to the cassette and bur/endo holder you are using for each procedure.

Keep your practice in OSHA/CDC compliance by using Zirc's B-Lok trays and Safe-Lok® covers.

The Safe-Lok® clear tray cover allows you to see everything at a glance, and keeps instruments sterile and secure during transportation.



There's so much more to see!

View our full product line  
at [www.zirc.com](http://www.zirc.com)

including bur blocks,  
endo holders,  
instrument mats  
and more!



Take your organization one step further with identification. Apply **E-Z ID Rings and/or Tape** on instruments in your cassettes.



### Procedure (Orange)

To show order of use, place rings in a diagonal pattern.

### Practitioner (Blue)

For multiple doctors or hygienists, add an extra color to identify between practitioners.



Step 3

# material management

Improve the efficiency of your storage, sterilization, and treatment rooms with Zirc's color-coded Procedure Tubs. Tubs provide storage for procedure specific materials that can be transported between centralized storage and the treatment room. This creates accessibility to materials without crowding treatment room drawers.



**Organize** your procedure specific materials in a tub that matches the procedure color per practitioner.

**Create** at least 1 tub per procedure.

**Lock** with Zirc's Safe-Lok® Tub Cover.



### Save time with tubs!

Restock all tubs simultaneously **at least once a week** to ensure efficiency.

Tubs help eliminate overstocking and lost/expired materials.

Get a quick start with Zirc's Complete Tub Kit ►

*... or select from Zirc's variety of tub accessories to customize your own!*

### Need help determining what you need?

Contact our Efficiency Consultants to get started!



800-328-3899



[zirc.com/zobe](http://zirc.com/zobe)





Mix and match with Zirc's tub accessories to customize each of your tubs!  
*A fully organized procedure tub becomes your portable drawer!*



Crown & Bridge Tub



Composite Tub



Endodontics Tub



Hygiene Tub



Oral Surgery Tub



Removable Prosthodontics Tub

## Step 4

# central sterilization

A centrally located sterilization center is the ideal place to store your procedure tray and tub setups along with excess procedure specific materials. It allows for easy access, optimal organization, and efficient restocking of materials.



STERILIZATION

UNUSED INSTRUMENT SET-UP




TUB



**Zirc**  
**TIP**

Store procedure setups using Zirc's **Multi-Mod Racks** on your counterops or in cabinets. All trays and tubs for same procedure should be stored **grouped together**.



## Step 5

# treatment room

With your setups stored in central sterilization, the treatment room remains uncluttered, providing a stress-free environment for employees and patients. You can store your non-procedure specific materials in treatment room cabinetry, such as gauze, cotton rolls, masks, etc. keeping your counter tops clean and organized.

TREATMENT ROOM



USED INSTRUMENT SET-UP



### The result:

An attractive, well-organized view from chairside helps to put your patient at ease. When your dental office runs smoothly, you gain the extra time you need to build trusting, lifelong relationships with your patients.

### Viola!

Now that you have fully implemented the Color Method, your practice's workflow will become a systematic routine between the sterilization and treatment room, creating maximum efficiency!



# TURN TO THE EXPERTS

for creative solutions customized just for you

*Our clinical team is happy to help! Whether you're just thinking about getting organized or ready to jump right in, we offer a variety of services. Let our experts help your team get organized for a happier, safer, & more efficient practice.*



## Organization Conversation

Sign up at [zirc.com/organizationconversation](https://zirc.com/organizationconversation)

Curious about getting your practice organized? Our clinical Product & Efficiency Consultants want to chat with you! Each with over 20 years of clinical experience, they just get it! We're happy to help with anything from simple questions to creating customized plans for organizing your practice. It all starts with a simple, free Organization Conversation!

## ZOBE

Sign up to receive your free ZOBE at [zirc.com/ZOBE](https://zirc.com/ZOBE)

Zirc's Organizational Box of Efficiency (ZOBE) is a complimentary service that connects you with a clinical efficiency consultant and innovative products so that your practice can get organized. After a consultation, we will send you ZOBE so you can have a hands-on experience exploring the products. Once you're ready to proceed, we will help you customize your order! Then, simply use the pre-paid return label to send ZOBE back.



## RESET

Learn more about RESET at [zirc.com/RESET](https://zirc.com/RESET)

When you're ready to upgrade your practice with Color Method, we're there to help – literally! With our RESET service, our team of Clinical Product & Efficiency Consultants come to you to help you "reset" your practice & educate your team in record time. Minimize your downtime and maximize your efficiency with this top-tier service!